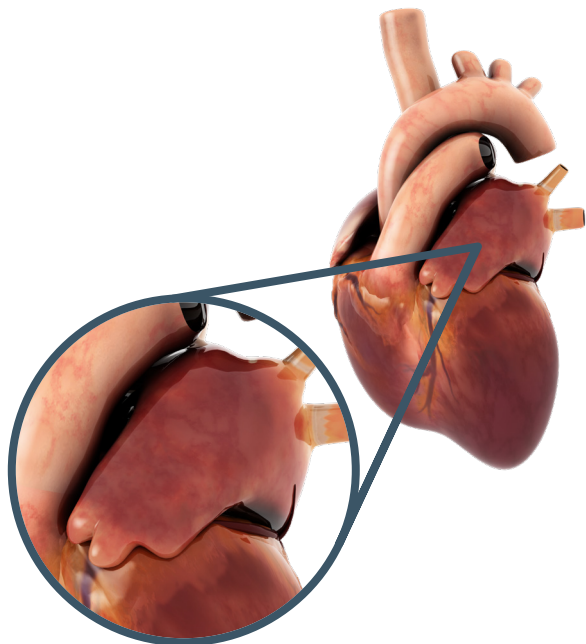


Your healthcare provider is recommending treating your left atrial appendage (LAA) with a device called the AtriClip.



- The LAA is a small pouch located at the top of the left atrium of your heart.
- The LAA is believed to contribute to health-related risks for patients with atrial fibrillation.

The AtriClip is FDA cleared to close the LAA. It has an excellent safety and effectiveness profile. It has been used by physicians since 2009, with 350,000+ patients who have received an AtriClip.

**U.S. Indications:** The AtriClip LAA Exclusion System is indicated for the exclusion of the heart's left atrial appendage, performed under direct visualization<sup>1</sup> and in conjunction with other cardiac surgical procedures.

<sup>1</sup>Direct visualization, in this context, requires that the surgeon is able to see the heart directly, with or without assistance from a camera, endoscope, etc., or other appropriate viewing technologies.

Talk to your healthcare provider if you have any questions about potential risks and benefits with this device.

**Rx Only.**

ATRICURE, INC.  
7555 Innovation Way  
Mason, OH 45040 USA  
+1 (513) 755-4100  
+1 (888) 347-6403  
[www.AtriCure.com](http://www.AtriCure.com)

PM-US-1986A-0224-G



## Left Atrial Appendage Management


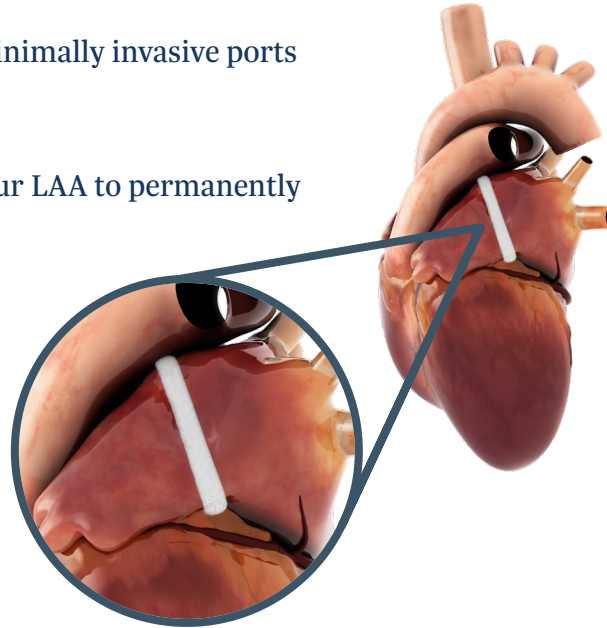
Left Atrial Appendage  
Patient Procedure Guide

AtriCure

AtriCure

## WHAT TO EXPECT OF YOUR LAA CLOSURE PROCEDURE:

1. You will be given general anesthesia to minimize any discomfort.
2. Your doctor will reach the LAA through minimally invasive ports placed in your chest.
3. The AtriClip will be placed at the base of our LAA to permanently close it.
4. You will be monitored during your recovery. Your doctor will determine how long you need to be in the hospital. If necessary, your doctor will discuss prescriptions for cardiac medications and pain management.



## IMPORTANT INFORMATION

The AtriClip LAA Exclusion System is indicated for the exclusion of the heart's left atrial appendage, performed under direct visualization and in combination with other cardiac surgical procedures.

Remember to talk with your doctor and ask questions about the potential risks and benefits of any recommended procedures.

### Questions You May Want to Ask Your Healthcare Provider :

How long will recovery take?

What should I expect during recovery?

How long does the procedure take?

Will there be any restrictions after the procedure?