



Hybrid Totally Thoracoscopic Cardiac Ablation

Patient Education

AtriCure

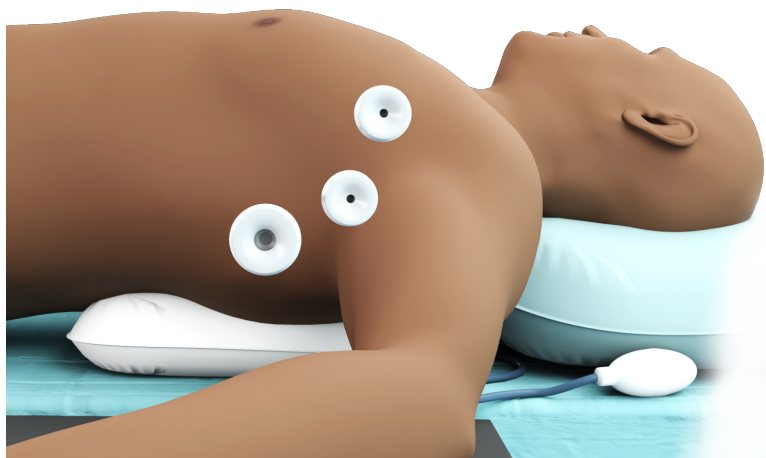
What to Expect

The Totally Thoracoscopic (TT) approach is a commonly performed minimally invasive surgical ablation procedure. This approach has been utilized for many years by physicians practicing at hospitals around the world.

During the Procedure

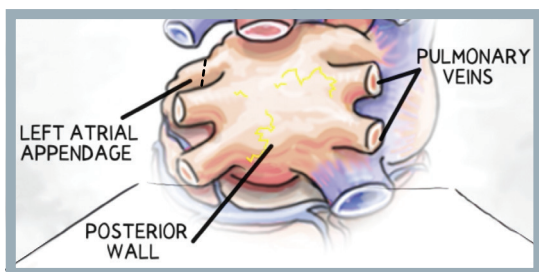
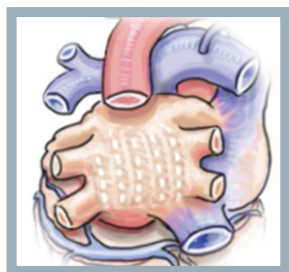
Prior to the procedure, you will be given a general anesthetic to minimize any discomfort. During the procedure, you will be lying on your back while you are continuously monitored by medical personnel.

As with any surgery, your doctor will determine if you are a good candidate for a TT cardiac ablation procedure.



1. Physician will create small incisions from the right-hand side, to provide access and visualization.
2. The lung will be deflated to gain further minimally invasive access through the pericardium to the heart.
3. An ablation device will be positioned by the physician to ablate the cardiac tissue.
4. Once the right side ablations are complete the physician will move to the left side and repeat these steps to gain access and ablate the heart.
5. If appropriate, your physician may also close your left atrial appendage (LAAM).

Some physicians may perform the procedure from a single side (left or right).



*Dotted line depicts closure of the left atrial appendage.
Your physician will determine if this is appropriate.*

What is the Recovery Like After the Hybrid TT Cardiac Ablation Procedure?

- The hospital stay is typically two to three days. Your doctor will prescribe medication as needed.
- You can resume taking needed heart medications after the procedure as directed by your doctor.

Your healthcare team will let you know when you can return to your daily activities.

Notes

For Patient Use

Individual results may vary. Please consult with your physician regarding your condition and appropriate medical treatment.

U.S. Indications: The AtriClip LAA Exclusion System is indicated for the occlusion of the heart's left atrial appendage, under direct visualization and in conjunction with other cardiac surgical procedures.

Direct visualization, in this context, requires that the surgeon is able to see the heart directly, with or without assistance from a camera, endoscope, etc., or any other viewing technology.

The AtriCure Bipolar (Transpolar) System is intended to ablate cardiac tissue during surgery.

Please review the Instructions for Use for a complete listing of contraindications, warnings, precautions and potential adverse events prior to using these devices.

Rx Only.

ATRICURE, INC.

7555 Innovation Way
Mason, OH 45040 USA
+1 (513) 755-4100
+1 (888) 347-6403

Customer Service / Product Inquiries

Phone: +1 (866) 349-2342
Fax: +1 (513) 755-4567

PM-US-0094B-0324-G

AtriCure