



Instructions for Use Window Access Retractor SI System Non-Sterile

PRODUCT DESCRIPTION

Catalog Number 400-150, 400-400, 400-171, 400-172, 400-173, 400-181, 400-182, 400-183,
400-191, 400-192, 400-193

The Window Access Retractor SI System is a reusable system comprised of two different Parallel Thoracotomy Retractor Bodies (standard and short rack) and several different MV Retractor Blade Sets (standard, slim, and angled). The Window Access System has several threaded receptacles for mounting accessory devices on the retractor body.

CLEANING AND STERILIZATION

Refer to 440-11975 - Instructions for Reprocessing of Reusable Devices for cleaning and sterilization information. This document is available at www.estechnology.com

USE OF DEVICE

1. Attach the desired retractor blades to the retractor by pressing the blade-mounting pin into the blade receptacle in the retractor body until it clicks securely into place. See figure 1.
2. Make appropriate surgical incision.
3. Insert retractor blades into incision.
4. Turn retractor opening adjustment knob counterclockwise until desired width of opening is achieved. See Figure 1
5. To remove retractor, depress the ratchet and slide the two arms of the retractor together.

NOTE: The 120 mm retractor body should only be used with the slim blades to provide the appropriate amount of retraction.

WARRANTY

AtriCure warrants that reasonable care has been used in the design and manufacture of this instrument. This warranty is in lieu of and excludes all other warranties not expressly set forth herein, whether expressed or implied by operation of law or otherwise, including, but not limited to, any implied warranties of merchantability or fitness for a particular use. Handling, storage, cleaning and sterilization of this instrument as well as other factors relating to the patient, diagnosis, treatment, surgical procedures, and other matters beyond AtriCure control directly affect the instrument and the result obtained from its use. AtriCure's obligation under this warranty is limited to the repair or replacement of this instrument and AtriCure shall not be liable for any incidental or consequential loss, damage, or expense directly or indirectly arising from the use of this instrument. AtriCure neither assumes, nor authorizes any other person to assume for it, any other or additional liability or responsibility in connection with this instrument. AtriCure assumes no liability with respect to instruments reused, reprocessed or re-sterilized and makes no warranties expressed or implied, including but not limited to merchantability or fitness for intended use, with respect to such instrument.

SERVICE OR REPAIR /TECHNICAL INFORMATION

Contact information for service, repair or to request technical information:

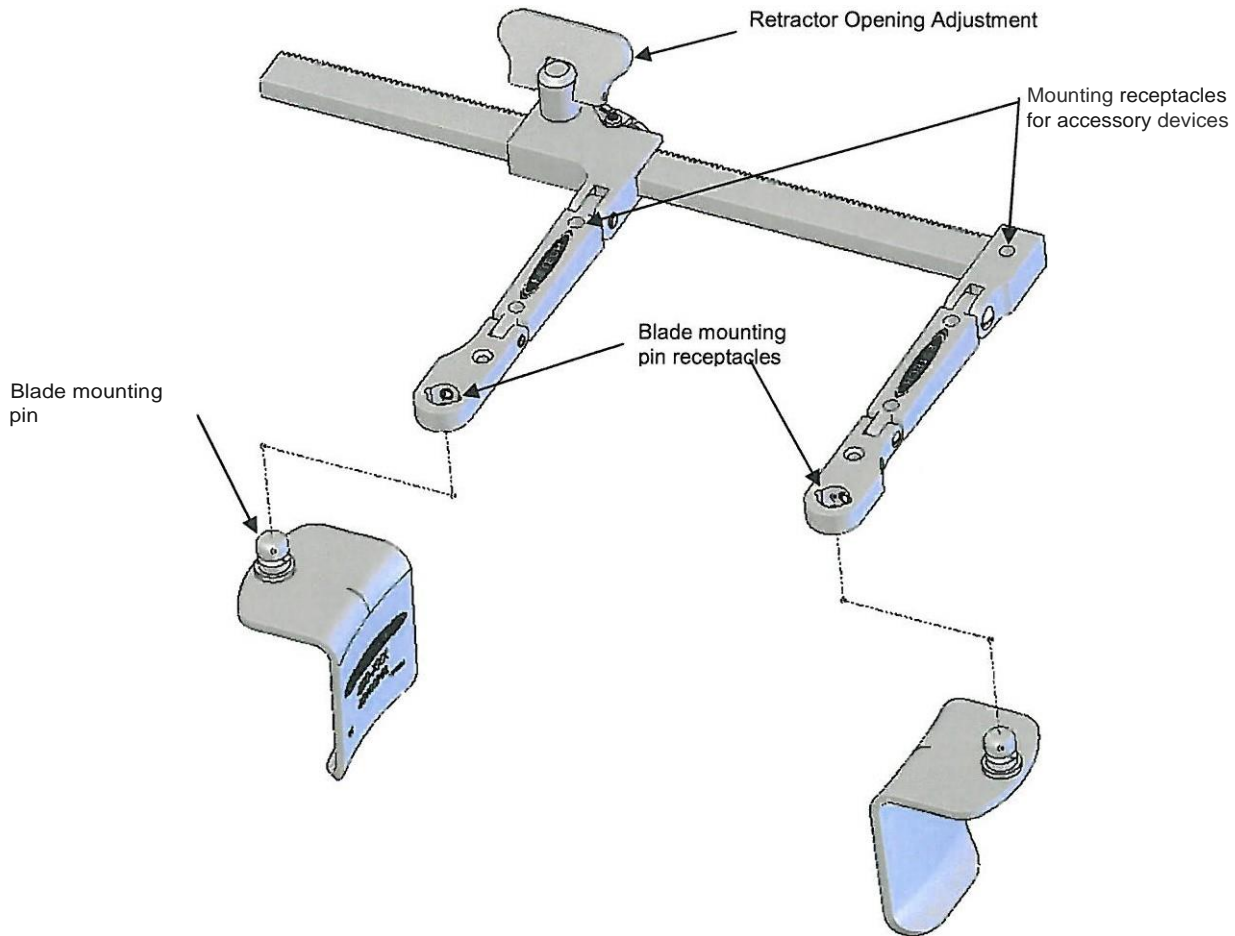


Manufactured by:
AtriCure Incorporated
7555 Innovation Way
Mason, Ohio 45040 USA
Customer Service:
1-866-349-2342 (toll free)
1-513-755-4100 (phone)















European Representative:
Köntges SPRL
Avenue Hellevelt 35
B-1180 Brussels Belgium
Tel: +32 (0) 2 375 51 63
FAX: +32 (0) 2 375 89 06
e-mail: herbert.kontges@skynet.be

Figure 1
Retractor Body



Graphic Symbols for Device Labeling

<p>Catalogue Number</p> 	<p>Batch Code</p> 	<p>Serial Number</p> 	<p>Quantity</p> 	<p>Date of Manufacture</p> 
<p>Manufacturer/Company Address</p> 	<p>Authorized Representative in the European Union</p> 	<p>Instrument supplied Non-Sterile</p> 	<p>CE mark, Product conforms with the essential requirements in the European Medical Devices Directive 93/42/EEC.</p> 	
<p>Does not contain Natural Rubber Latex</p> 	<p>Contains no di (2-ethylhexyl) phthalate (DEHP) released from polyvinyl chloride (PVC)</p> 	<p>Consult Instructions For Use</p> 	<p>Caution: U.S. Federal law restricts this device to sale by or on the order of a physician or other licensed practitioner.</p> 